



You control the magic!

Enter the world *Of Dragons, Fairies & Wizards™* – a world of friendship, magic, and adventure. The power is in your hands!

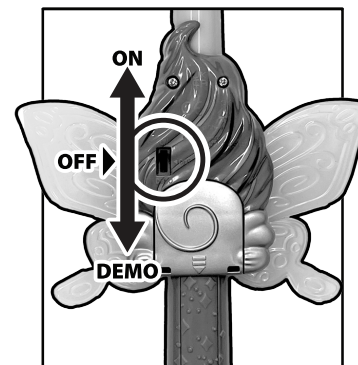
The Fairy Princess within the wand will help you cast fantastical spells, go on adventures, and meet magical creatures such as unicorns and pixies!



Meet Fern, the Pink Fairy!

- The Fairy Wand ships in “Try Me” mode – she will only play 3 or 4 animations when you press the button.
- You will want to move the switch from “Try Me” to “ON” to experience all of Fern’s spells, comments, adventures, and animation.

- When you’re done playing, you can either turn the wand off by moving the switch to the “OFF” position, or just set the wand down for 3 minutes. After 3 minutes of no activity or interaction, Fern will go to sleep.
- To “wake” Fairy Princess Fern, press the button, or side switch “off” and back “on” again!

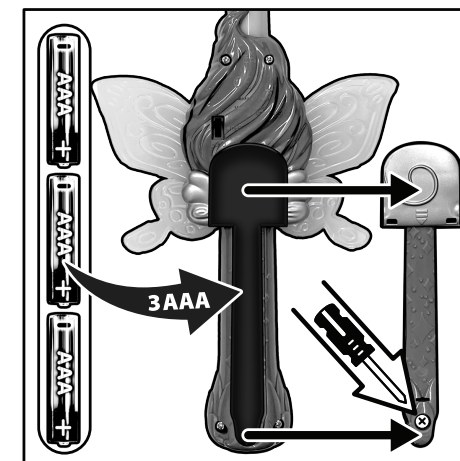


TO RESET

- If the Fairy Wand freezes or locks up, simply turn it off and back on again to reset.


CHANGING & INSTALLING BATTERIES

1. Open the battery hatch using a small Phillips head screwdriver
2. Slide battery hatch off of handle
3. Replace with 3 fresh AAA batteries
4. Replace battery hatch
5. Properly dispose of old batteries



VOLUME CONTROL

- Press and hold the small button for **2 seconds**.
- A menu screen showing Volume control comes up.
- Press the button to switch to next level (**high, medium, low**)
- When desired setting is selected, don’t press anything for **1 second** and it will return back to the fairy greeting screen.




MENU SCREEN



CASTING SPELLS

To cast spells with your Fairy Wand, you can either:

- Press the small button on the front of the wand.
- OR**
- Swish your wand elegantly, give it a little flick or shake, and watch the magic come to life!



GOING ON ADVENTURES

- When not casting spells, Fairy Princess Fern will entertain you with comments, jokes, interesting tidbits, observations, and... an occasional quest! You may get to help a dragon egg hatch, meet a unicorn, or discover even more magic!
- By not waving the wand around and not pressing the button... Fern will act out on her own...and you never know what she will do next!

WARNINGS

- Never hit people or animals with the wand.
- Do not use wand near water.
- Do not strike the wand on hard surfaces.
- LCD screen can break if dropped.
- Use only recommended age: **4+**

PLEASE RETAIN THESE INSTRUCTIONS AS THEY CONTAIN IMPORTANT INFORMATION

- Read all of the instructions before operating toy.
- Toy may come in many different styles and may differ from the ones shown on this instruction sheet.
- Do not strike the wand on hard surfaces. Remove all contents from package and discard any rubber bands, wire ties, or other packaging materials that are not part of the product.

This product produces flashes that may trigger epilepsy in sensitised individuals

WARNING:
CHOKING HAZARD-Small parts
Not for Children Under 3 Years



PAP 20

PAPER COLLECTION



RECICLA

© 2025 Cepia LLC • 331 N New Ballas Rd • PO Box 411697
St. Louis, MO • 63141 USA • 1-800-225-9319
PRINTED IN CHINA

BATTERY INFORMATION

- Always replace used batteries with fresh Alkaline batteries. Only batteries of the same type as recommended are to be used.
- Batteries are to be inserted with the correct polarity.
- Do not mix old batteries with new, do not mix Alkaline with standard zinc or rechargeable nickel cadmium batteries.
- Non-rechargeable batteries are not to be recharged.
- Rechargeable batteries are to be removed from the toy before being charged.
- Rechargeable batteries are only to be charged under adult supervision.
- Exhausted batteries are to be removed from the toy.
- Do not dispose of batteries in fire.
- The supply terminals are not to be short-circuited.

CLAIM: This device complies with Part 15 of the FCC Rules. Operation is subject to the following two conditions:
(1) This device may not cause harmful interference, and
(2) this device must accept any interference received, including interference that may cause undesired operation. Caution: changes or modifications not expressly approved by the party responsible for compliance could void the user's authority to operate the equipment.

NOTE: This equipment has been tested and found to comply with the limits for a Class B digital device, pursuant to Part 15 of the FCC Rules. These limits are designed to provide reasonable protection against harmful interference in a residential installation. This equipment generates, uses and can radiate radio frequency energy and, if not installed and used in accordance with the instructions, may cause harmful interference to radio communications. However, there is no guarantee that interference will not occur in a particular installation. If this equipment does cause harmful interference to radio or television reception, which can be determined by turning the equipment off and on, the user is encouraged to try to correct the interference by one or more of the following measures:

- Reorient or relocate the receiving antenna.
- Increase the separation between the equipment and receiver.
- Connect the equipment into an outlet on a circuit different from that to which the receiver is connected.
- Consult the dealer or an experienced radio/TV technician for help.

WARNING:

Dispose of used batteries immediately. Keep new and used batteries away from children. If you think batteries might have been swallowed or placed inside any part of the body, seek immediate medical attention.